

# HSPnet Enhancements Ranking 2008/09





User Survey Results to May 31, 2008

## Enhancement Status Update as at March 24/07

Province	
HSPnet-AB	14
HSPnet-BC	23
HSPnet-MB	2
HSPnet-NS	1
HSPnet-ON	6
HSPnet-SK	2

User Role	
Placing Coordinator	21
Receiving Coordinator	19
Destination Coordinator	2
Other	5
Not Sure / Don't Know	1

### Key:

			
08/09 Budget (planned)	Future Budget	Expedited (policy/privacy)	Special Funding

2008/09 Enhancement Budget **\$57,330**

### Weighted Ranking:

Rank	Weight
High	5
Med	3
Low	1
Unsure/Opposed	0

#	Enhancement (Ranked in Priority Order)	High	Med	Low	Unsure	Oppose	Score	Status	Est. Cost
2	Report Delivery - Email attachment tool	22	14	4	1	0	156		\$4,800
10	Search tools for Lengthy Dropdowns	17	19	6	1	1	148		\$8,400
34	Destination Profile - Student flags, closure warning	20	13	6	0	1	145		\$2,400
15	Hold/Release Tools by Region (common release dates)	18	14	3	4	1	135		\$8,400
25	Staff/Users - Copy Access Rights	21	7	6	8	0	132	Completed 2008/07	\$2,200
27	Destination Profile - Copy tool	18	11	9	2	0	132		\$3,800
26	Service Quicklist	13	16	12	1	1	125		\$2,680
32	Welcome - Additional Alerts (group size, uploads, etc.)	17	11	7	3	1	125		\$3,300
28	Report Wizard - Preceptor Listing	19	8	6	7	0	125		\$2,400
8	Community (Destination) Profile	11	21	4	4	0	122		\$8,200
19	Report Wizard - Student Tracker Listing	15	11	10	3	1	118		\$2,900
13	Agency Profile screen	13	14	9	3	0	116		\$1,480
33	Prerequisites - Limit Access by Screen	5	9	18	7	1	70	Privacy impact	\$6,300
<b>TOTAL PLANNED ENHANCEMENTS (within 08/09 Budget)</b>									<b>\$57,260</b>
9	Data Access Requests - online form & upload tool	14	13	5	7	1	114		\$5,200
5	Group/Individual Schedule - add comments per shift	8	22	5	2	3	111		\$3,400
6	Worksheets - Assign Multiple Instructors	12	11	14	2	2	107		\$3,400
30	Guest Access - Online Form for non-user Requests	11	16	4	2	7	107		\$18,800
7	Worksheets - Reallocation of "unused" requests	11	14	8	6	2	105		\$3,600
24	Enrollment - Mass Prerequisite entry	12	10	14	4	1	104		\$8,200
17	Individual Worksheet - Filters for large cohorts	8	18	8	6	1	102		\$3,900
4	Inbox/Outbox - user highlights and flags	7	17	15	2	1	101		\$5,100
1	CORR - Email distribution tool	9	16	8	5	3	101		\$7,180

## HSPnet Enhancements Ranking 2008/09

User Survey Results to May 31, 2008

#	Enhancement (Ranked in Priority Order)	High	Med	Low	Unsure	Oppose	Score	Status	Est. Cost
29	Welcome - Group Overlaps summary for RC's	13	7	13	7	0	99		\$3,200
12	Welcome - User Customization (dismiss alerts, etc.)	12	9	12	7	1	99		\$8,200
3	Capacity Utilization - Reflect individual shift changes	8	17	8	5	2	99		\$3,100
32	Student Welcome - View/Print own history	6	11	17	6	1	80		\$4,840
23	RA Contacts - Enhanced Auto-population	2	17	18	2	3	79		\$6,200
11	Welcome Messaging Tools	2	17	18	2	3	79		\$5,900
22	Prereuisites - Exceptions Report Wizard	10	4	17	8	1	79		\$9,080
16	Worksheets - Student Matching Algorithm	5	13	14	5	3	78		\$28,000
14	Instructor-Only comments, enhanced Instructor printing	5	12	16	7	1	77		\$3,980
20	Student History - track group hours individually	4	13	18	3	3	77		\$3,200
21	Prerequisites - track history of record overwrites	8	6	18	7	2	76		\$3,080
31	Student View of Site/Dest Profiles, preference ranking	4	12	19	4	2	75		\$12,800
18	Find Destination Links Across Provinces	4	7	27	2	3	68		\$7,600
<b>TOTAL - ALL RANKED ENHANCEMENTS</b>									<b>\$215,220</b>

New Enhancement Requests (Proposed post-Survey)								Est Cost